




# REXNORD® KLEANTOP® PACTITAN® PRO

A HYGIENIC, FOOD-SAFE CONVEYING SOLUTION



# Rexnord® KleanTop® PacTitan® Pro Belt

## An Advanced Conveying Solution for the Toughest Food Processing Applications

The Rexnord KleanTop PacTitan Pro features a cutting-edge, patent-pending conveyor belt design and is built to meet the unique needs of food processing industries, including small product handling, tight transfers, and harsh applications. With a proven extended service life of up to six times longer than the average metal conveyor belt available, the PacTitan Pro lowers the risk of unplanned downtime and improves food and employee safety.

### Groundbreaking Belt Design

- Proven to last more than 6 times longer than the average metal conveyor belt
- Belt design eliminates common causes of belt failure in food processing
- Short-pitch belt handles delicate, small products and tight transfers
- Fully hinged to backbend over conveyor rollers instead of flexing—eliminating component fatigue and breakage
- Easy-to-splice design allows for fast installation and maintenance
- Reusable rods can be used for splicing, eliminating the need for extra splice rod stock
- Safe, smooth belt edge protects line workers and decreases product damage, with no raw ends or catchpoints during operation
- Engineered design ensures picket fracture which reduces likelihood of causing product contamination.

### Significantly Reduces Risk of Product Contamination Due to Belt Damage

- In certain conveying belts, damaged components can fracture and separate, causing product contamination, loss, and even recall.
- The PacTitan Pro rod slots keep broken pickets intact. The broken section is easily repaired or replaced without the risk of splintered metal. In testing, under higher-than-normal belt tension, the pickets fail before the rods break. This design feature ensures that if the belt does fail, it's unlikely to result in product contamination due to metal breakage.

### Improved Belt Durability and Production Savings

- Tests done in battering applications have helped optimize usage of batter and breading leading to overall cost savings.
- In fryer applications, the ploughing effect of the flat wire design results in a more efficient usage of oil, leaving it cleaner for re-usage.

### Key Food Processing Industries


- Meat and Poultry
- Frozen Food
- Bakery and Snack
- Fruit and Vegetable

### Applications

- Battering
- Breading
- Glazing
- Drying
- Frying

### Product Benefits

- Offers Improved Belt Life
- Reduces Maintenance Time and Cost
- Improves Production Line Uptime
- Minimizes Product Contamination Risk
- Helps Decrease Stock Room Inventory



# Rexnord® KleanTop® PacTitan® Pro in Multiple Applications

The Rexnord KleanTop PacTitan Pro was tested at a major further processing facility. Their breaching, battering, frying, and glazing equipment used a competitor's standard metal belt that had repetitive weekly and bi-weekly failures, causing ongoing shutdowns and high maintenance costs.

PacTitan Pro was installed and tested for 6 months without failures under high tension and harsh settings. It lasted 12 times longer than the previous metal belt solution.

The durability of PacTitan Pro helped reduce maintenance time and costs, and mitigated risk of food contamination due to its durable design and resistance to component breakage.



## Rexnord KleanTop PacTitan Pro Belts Portfolio – Standard Widths

Material	Material Description	Width (in)	2nd Count	Drive Lanes	Edge Pattern	Infill Pattern	Edge Treatment
10781173	T304-4 PTP-4-28-2-1-1-IL	4	28	2	1	1	Interlocking Edge
10780513	T304-34 PTP-34-28-6-3-3-IL	34	28	6	3	3	Interlocking Edge
10778602	T304-38 PTP-38-28-6-3-3-IL	38	28	6	3	3	Interlocking Edge
10781172	T304-40 PTP-40-28-7-3-3-IL	40	28	7	3	3	Interlocking Edge
10786997	T304-42 PTP-42-28-8-3-3-IL	42	28	8	3	3	Interlocking Edge
10793800	T304-44 PTP-44-28-8-3-3-IL	44	28	8	3	3	Interlocking Edge

Additional widths available. Contact your local Regal Rexnord™ specialist for more information.

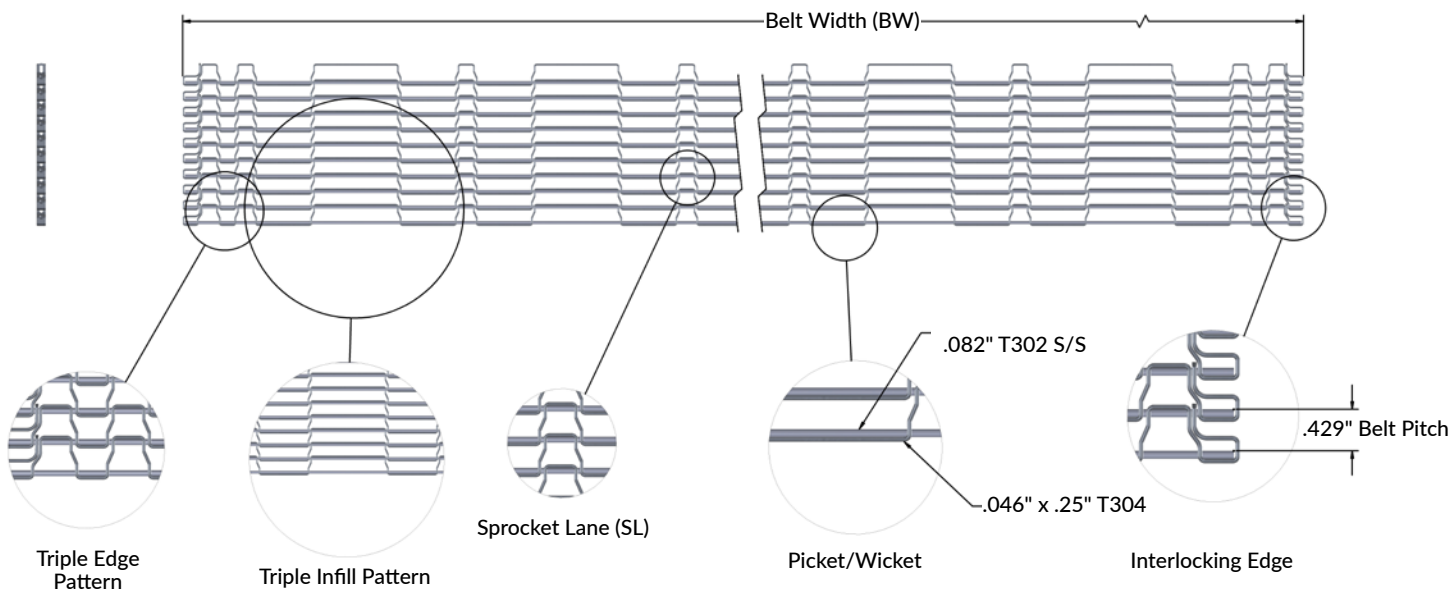
## Rexnord KleanTop PacTitan Pro Sprockets Portfolio

Material	Material Description	Nr Teeth	Nominal OD (in)	Bore "A"	Hub "B"	Hub Width "C"	Hub Width "D"	Sprocket Key "E"	Nr Set Screws "F"	Material
10786896	SKPTP-T303 12T-0.625-N-1	12	1.85	0.625	1.291	0.75	0	N	1	SS
10781169	SKPTP-T303 13T-1.00-K-1	13	1.99	1	1.431	0.313	0.313	0.25	1	SS
10786899	SKPTP-T303 14-0.75-N-1	14	2.13	0.75	1.57	0.313	0.313	N	1	SS
10795200	SKPTP-T303 15T-1.25-K-2	15	2.27	1.25	1.708	0.313	0.313	0.25	1	SS
10786897	SKPTP-T303 17T-1.00-N-1	17	2.55	1	1.985	0.313	0.313	N	1	SS
10781168	SKPTP-T303 17T-1.00-K-2	17	2.55	1	1.985	0.313	0.313	0.25	2	SS
10786898	SKPTP-T303 17T-1.25-N-1	17	2.55	1.25	1.985	0.313	0.313	N	1	SS
10781170	SKPTP-T303 20T-1.25-K-2	20	2.96	1.25	2.399	0.313	0.313	0.25	2	SS
10795664	SKPTP-T303 20T-1.437-K-2	20	2.96	1.438	2.399	0.313	0.313	0.375	2	SS
10777756	SKPTP-T303 21T-1.50-K-2	21	3.1	1.5	2.536	0.313	0.313	0.25	2	SS
10792527	SKPTP-T303 41HT-1.25-K-2	41HT	5.99	1.25	4	0.313	0.313	0.25	2	SS

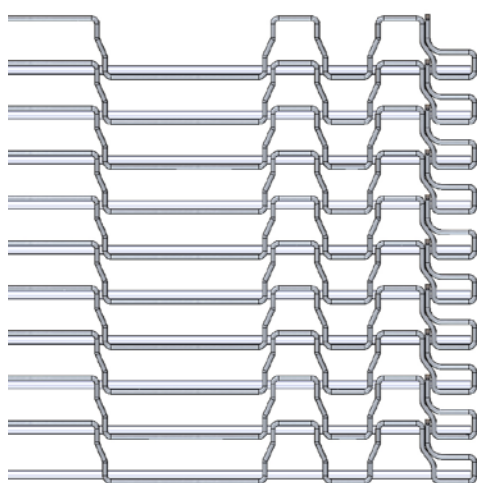
To learn more about the Rexnord KleanTop PacTitan Pro visit [www.rexnord.com/pactitanpro](http://www.rexnord.com/pactitanpro).

# Rexnord® KleanTop® PacTitan® Pro Installation Recommendations

## Belt Design



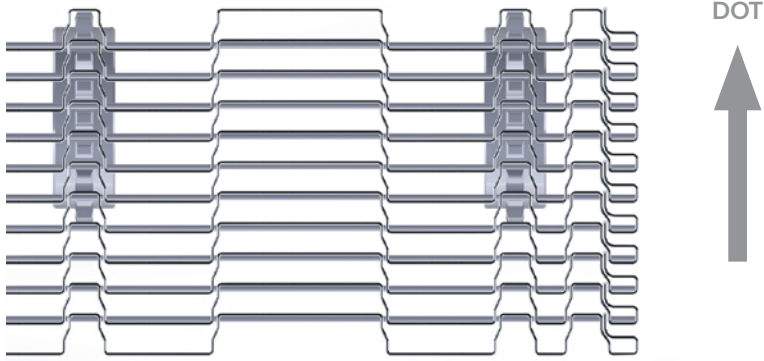
## Belt Direction



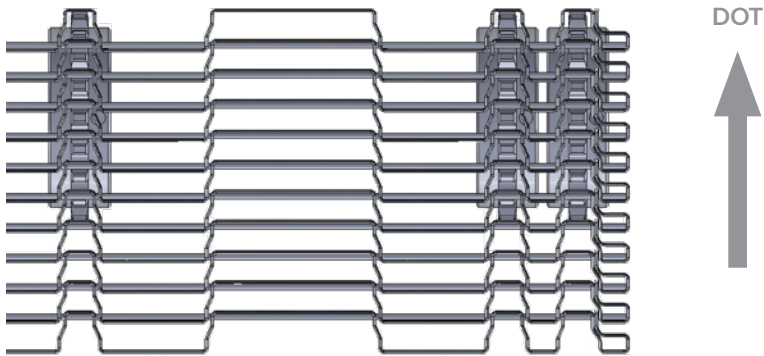
DOT

The correct direction of travel (DOT) is critical during the installation of the PacTitan Pro. Installation error can result in damage and premature wear to the belt and sprockets. See sketch of belt section for proper direction of travel (DOT).


## Sprocket Location & Belt Engagement



The sprockets of the Rexnord® KleanTop® PacTitan® Pro should engage the belt within the narrower drive lane openings. The sprocket teeth should directly contact the rod surface within the openings (not the flat of the picket). The main engagement between the sprocket and belt edges is at the third opening in the picket, not to include the rectangular opening where the end of the rod is retained.



Under certain conditions, it may be desirable or advantageous to place additional sprockets at the extreme outer belt openings. This placement should only be used for heavily-loaded application conditions or as recommended by our Application Engineering team.






Rexnord® KleanTop® PacTitan® Pro –  
Proven to last more than **6 times longer**  
than the average metal conveyor belt



# Rexnord® KleanTop® PacTitan® Pro Full Design Specifications



- **Belt pitch:** 0.429"
- **Belt thickness:** 0.25"
- **Belt strip thickness:** 0.046"
- **Belt strip material:** T304 stainless steel
- **Belt rod diameter:** 0.082"
- **Rod length:** Nominal belt width - 3/16"
- **Belt rod material:** T302 stainless steel
- **Minimum belt width:** 3"
- **Maximum belt width:** 60"
- **Nominal belt weight:** 1.8 lbs./sq. ft.
- **Standard belt width increment:** 1" — other belt width increments available upon request
- **Maximum working load:** 150 lbs./ft. of belt width
- **Maximum belt speed:** 120 FPM
- **Belt — % open area:** 65%
- **Rod retention:** Offset hole alignment between picket hinge openings and slot in outer edge opening, which blocks the rod from exiting the belt on both edges. Offset in alignment is 0.13" or approx. 1.75 times the rod diameter.
- **Width of outer edge opening for rod retention:** 0.48"
- **Belt pattern:** Standard — Drive lane pattern with triple-infill openings, 3 openings on edges, minimum drive lane spacing: 3", maximum recommended drive lane spacing: 8", 3 openings plus rod retention on one edge = 2" of belt width, width of drive lane: 0.4"
- **Belt pattern:** Custom — Drive lane pattern with single-infill, single openings on edges, minimum drive lane spacing: 0.8", maximum recommended drive lane spacing: 4", 1 opening on one edge plus rod retention opening = 1-1/8", width of drive lane: 0.4"
- **Splice rods:** None — any rod within the belt can be removed and reinstalled to separate and re-connect the belt endless.
- **Available standard sprocket sizes:** 12T, 13T, 15T, 17T, 20T, 21T, 41T, all single row of teeth, tooth width = 0.25", standard overall hub width: 0.88" — "C" style (hub on both sides)
- **Available sprocket bores:** 0.5" to 1.5", 12mm to 40mm
- **Available motorized roller sprocket sizes:** 47T — single row of teeth, tooth width = 0.25"
- **Sprocket material:** T303 stainless steel
- **Additional available accessories:** None
- **Minimum nose bar/nose roller diameter:** 0.75"
- **Minimum recommended roller diameter:** 1"
- **Maximum recommended support spacing:** 6" center to center
- **Recommended support bed pattern:** Solid bed, herringbone rails, or parallel rails

---

Contact our Application Engineering team to confirm the design specifications for your application.



**Motion Control Solutions  
Regal Rexnord**

Contact us: [rexnord.com/contact](https://www.rexnord.com/contact)

[regalrexnord.com](https://www.regalrexnord.com)

The proper selection and application of products and components, including assuring that the product is safe for its intended use, are the responsibility of the customer. To view our Application Considerations, please visit <https://www.regalrexnord.com/Application-Considerations>. To view our Standard Terms and Conditions of Sale, please visit <https://www.regalrexnord.com/Terms-and-Conditions-of-Sale> (which may redirect to other website locations based on product family).

"Regal Rexnord" is not indicative of legal entity. Refer to product purchase documentation for the applicable legal entity.  
Regal Rexnord, Rexnord, KleanTop and PacTitan are trademarks of Regal Rexnord Corporation or one of its affiliated companies.  
© 2020, 2022 Regal Rexnord Corporation, All Rights Reserved. MCB22066E • Form# FT1-010E

**RegalRexnord™**